

Overview of Manufacturing and Sales Rights Transfer

84% Repeat Purchase Rate!
Stand Out with Our Items and Know-how



Why We Offer Our Expertise and Products

30 years of concrete repair expertise

Our unique products and expertise can significantly enhance your concrete repair operations and contribute to your business growth.

With 30 years of experience, we've honed unparalleled expertise and developed innovative products that stand out in the industry. We're dedicated to offering these solutions to construction professionals and investors involved in concrete work worldwide through our new "Partnership Agreement."

Building a Better Future, Together



WADA TRADING CO., LTD.

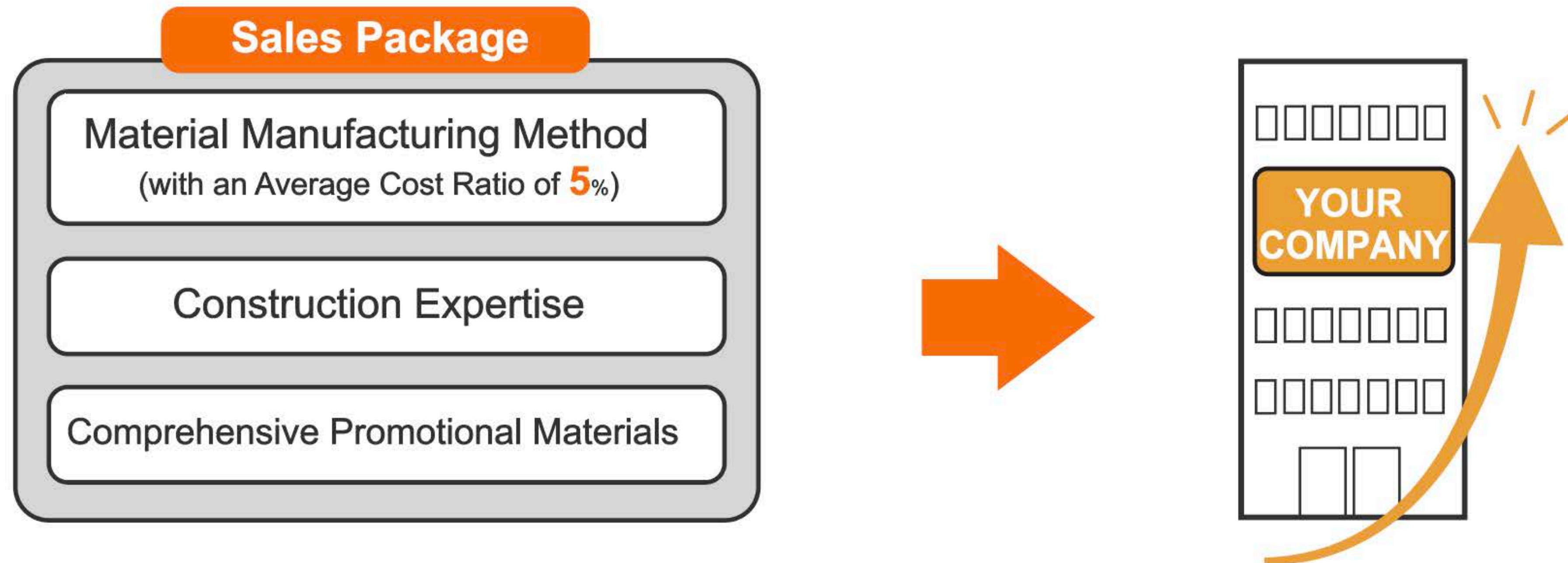
Akinori Wada

INDEX

- 01** **Transfer of Manufacturing and Sales Right**
- 02** **Why Customers Choose Our Products**
 - **Issues at concrete repair sites**
 - **How do we solve it?**
 - **Differentiated Products for a Competitive Edge**
- 03** **Sales Results**
- 04** **Product Cost**
- 05** **Partnership Details**
- 06** **Contact us**
- 07** **Conclusion**

01 Transfer of Manufacturing and Sales Rights

Unparalleled know-how and unique products distinguishing us from the competitors



Seeking partners to embrace our comprehensive business model offering exclusive Know-How along with manufacturing and sales rights for materials



Benefits You Get



- ✓ *Low cost rate facilitates **Quick Return on Initial Investment***
- ✓ *Distinguish Yourself with **Proprietary Offerings***
- ✓ *Foster Business Growth through **High Repeat Purchase Rate***
- ✓ *Enhance new project acquisitions with **advanced tech expertise***

02 Why Customers Choose Our Products

Issues at concrete repair sites

At many concrete repair sites, it has been considered impossible to make repair marks inconspicuous.



How do we solve it?

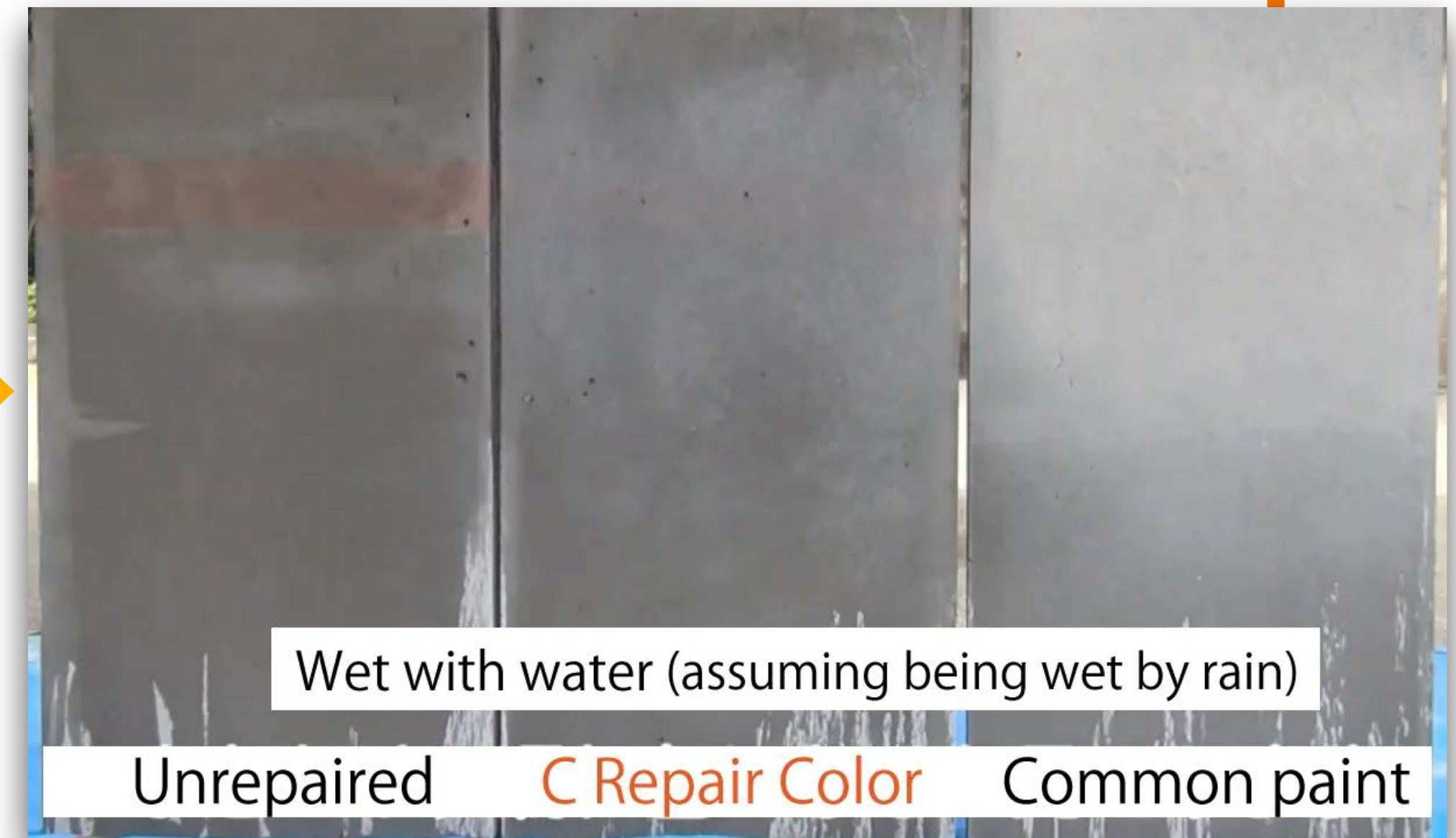
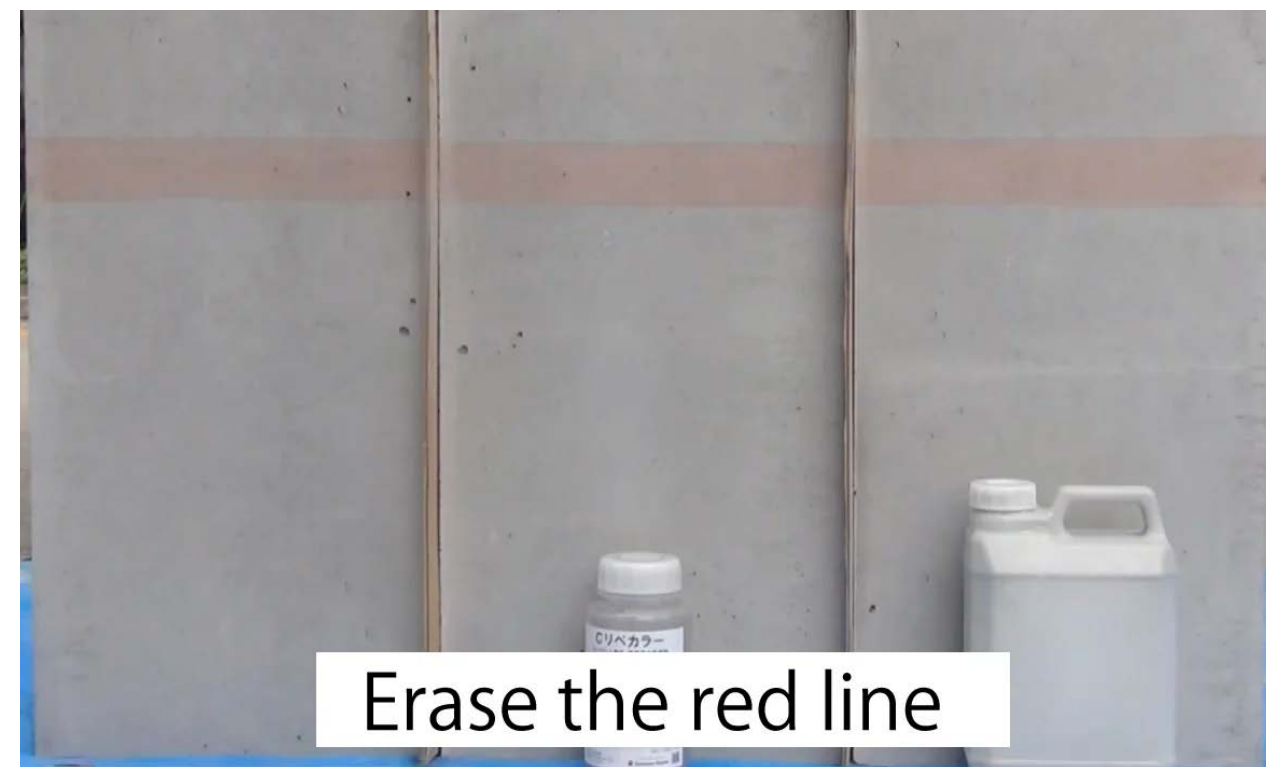
Our uniquely developed products can solve these problems.



With conventional products, **repair marks** become **noticeable** when they are **exposed to rain**.

However, our products are designed to ensure that you don't have to worry about such issues.

Wet appearance test comparison images



Differentiated products for a competitive edge

Cost rate : 3.0%



C Repair Color

Non-repellent water-based inorganic paint for concrete

Cost rate : 4.6%



Tone Color

For color adjustment of concrete pattern and C Repair Color

Cost rate : 0.2%



C Repair Lining

For gloss and efflorescence suppression of repaired parts.

03 Sales Results

The screenshot shows the MakeShop management interface for the period Jan 1st 2023 to Dec 31st 2023. The total order amount is 28,592,773 JPY. The interface includes a search bar, filters, and a table of orders.

Total order amount : 28,592,773 JPY

番号	フラグ	注文日付	注文者	ID (注文番号)	決済方法	金額	処理可否	伝票番号	削除
1		2023/12/28 (13:22)		P178649811696183729	クレジットカード [決済完了]	14,410	配送	490216811976	-
2		2023/12/27 (14:49)		231227000001 P178641299156335770	クレジットカード [決済完了]	51,260	配送	490216811954	-
3		2023/12/27 (13:13)	株式会社	200710000001 P178640692065043698	先払い/後払い/FAX/電話注文用 [入金完了]	62,810	配送	490216811943	-
4		2023/12/26 (18:52)	株	P178633766843571866	クレジットカード [決済完了]	32,010	配送	490216811932	-
5		2023/12/26 (15:21)		231226000001 P178632436117688207	クレジットカード [決済完了]	23,210	配送	490216811921	-
6		2023/12/26	有限会社	231206000002	先払い/後払い/FAX/電話注文	18,480	配送	490216811906	-

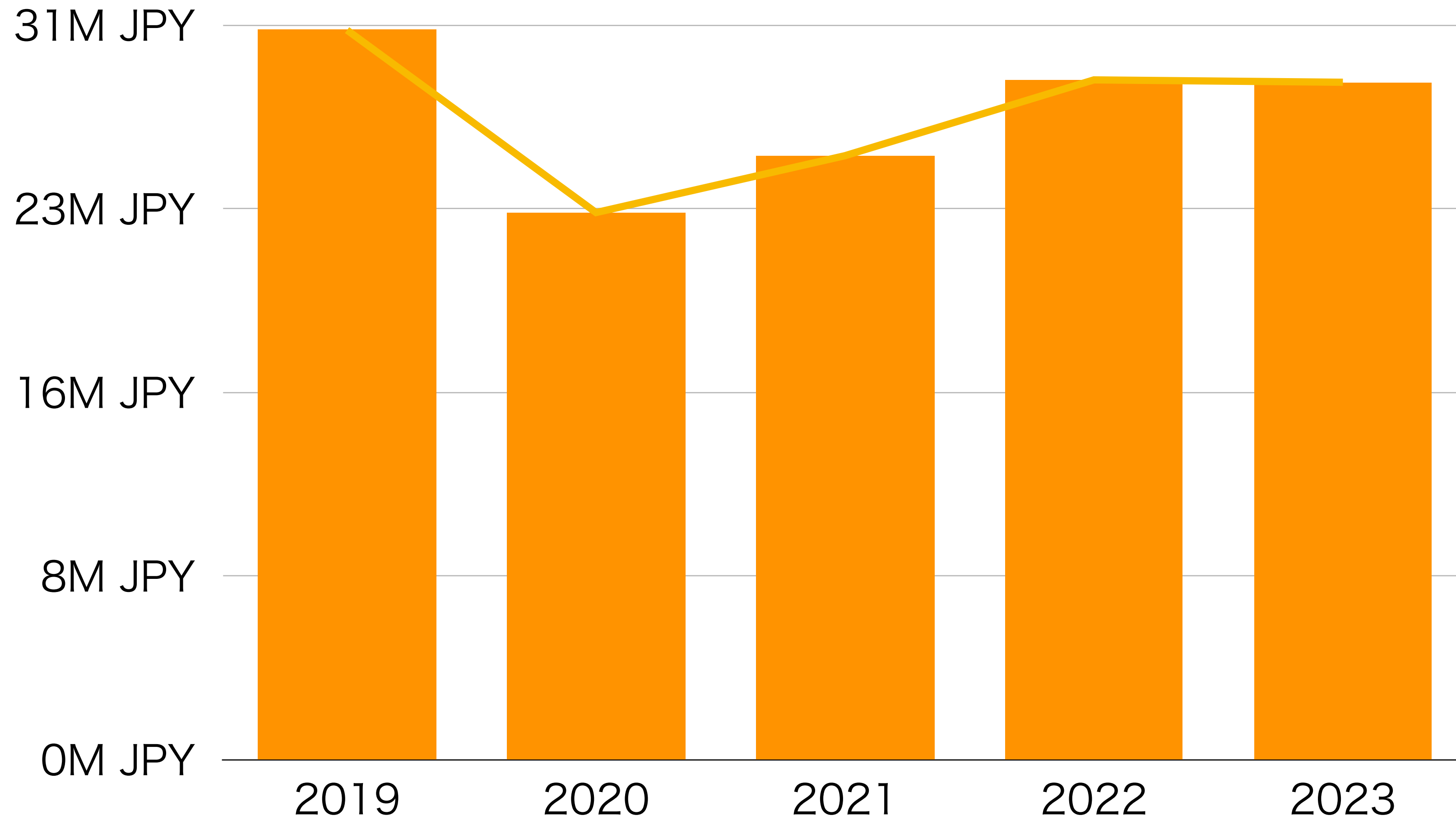
Sales Performance for 2023
28,592,773 JPY

※EC sales only. Sales at other sites and seminars are not included.

※Repeat rate 82%

※This is a screenshot of the management screen of our e-commerce site.

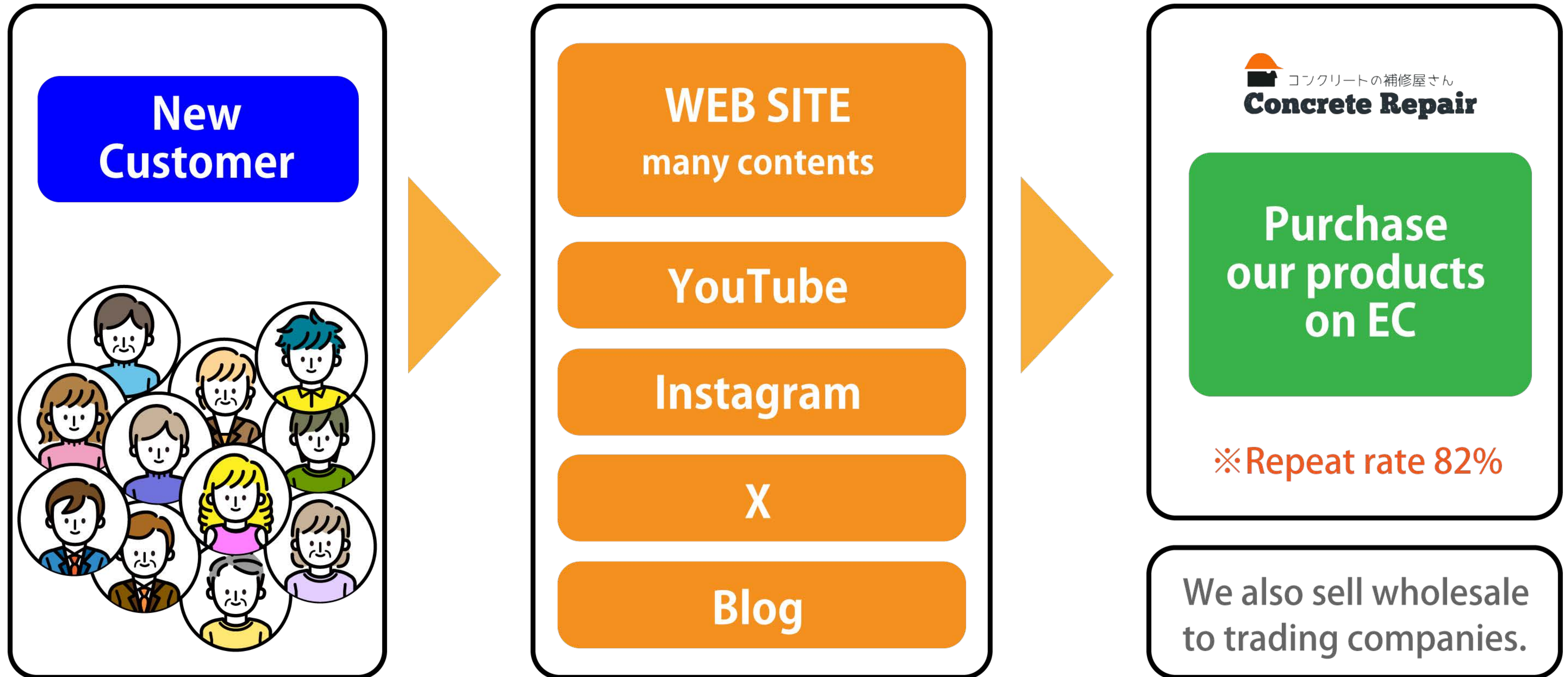
Sales performance trends over the past 5 years



※EC sales only. Sales at other sites and seminars are not included.

※2020 and 2021 were affected by the coronavirus

The Customer Journey to Purchase



04 Product Cost

Cost/selling price statement						Number of items	Average cost	Average selling price	Average profit margin				
						34	2,287	8,510	69%				
Sales product unit price list													
WADA TRADING CO., LTD.													
	Product name	remarks	Material cost	Temporary sale price	Gross profit	Cost rate	Selling, general and administrative expenses					Final profit	Profit rate
							Mixing liquid	Mixture filling	Container fee	Label cost	SG&A total		
1	C Repair Color #1light gray	450ml 1 pcs	72	2,400	2,328	3.00%	38	95	149	25	307	2,021	84%
2	C Repair Color #2 gray	450ml 1 pcs	72	2,400	2,328	3.00%	38	95	149	25	307	2,021	84%
3	C Repair Color #3 dark gray	450ml 1 pcs	72	2,400	2,328	3.00%	38	95	149	25	307	2,021	84%
4	C Repair Color #4 light yellow	450ml 1 pcs	72	2,400	2,328	3.00%	38	95	149	25	307	2,021	84%
5	C Repair Color #5 yellow	450ml 1 pcs	72	2,400	2,328	3.00%	38	95	149	25	307	2,021	84%
6	C Repair Color #6 dark yellow	450ml 1 pcs	72	2,400	2,328	3.00%	38	95	149	25	307	2,021	84%
7	C Repair Color #7 white	450ml 1 pcs	72	2,400	2,328	3.00%	38	95	149	25	307	2,021	84%
8	C Repair Color 7-color set	450ml 7 pcs	504	14,000	13,496	3.60%	266	665	1043	175	2149	11,347	81%
9													
10	C Repair Color #1light gray	3.7ℓ 1 pcs	601	14,000	13,399	4.30%	313		561	31	905	12,494	89%
11	C Repair Color #2 gray	3.7ℓ 1 pcs	601	14,000	13,399	4.30%	313		561	31	905	12,494	89%
12	C Repair Color #3 dark gray	3.7ℓ 1 pcs	601	14,000	13,399	4.30%	313		561	31	905	12,494	89%
13	C Repair Color #4 light yellow	3.7ℓ 1 pcs	601	14,000	13,399	4.30%	313		561	31	905	12,494	89%
14	C Repair Color #5 yellow	3.7ℓ 1 pcs	601	14,000	13,399	4.30%	313		561	31	905	12,494	89%
15	C Repair Color #6 dark yellow	3.7ℓ 1 pcs	601	14,000	13,399	4.30%	313		561	31	905	12,494	89%
16	C Repair Color #7 white	3.7ℓ 1 pcs	601	14,000	13,399	4.30%	313		561	31	905	12,494	89%
17													
18	Tone Color Black	50ml	79	1,700	1,621	4.60%			108	18	126	1,495	88%
19	Tone Color Yellow	50ml	79	1,700	1,621	4.60%			108	18	126	1,495	88%
20	C Repair Lining	250g	18	8,300	8,282	0.20%		255	122	25	402	7,880	95%
21	Repair Resin normal #10	20kg	4,300	9,000	3,700	47.80%				0	0	3,700	41%
22	Repair Resin normal #45	20kg	4,300	9,000	3,700	47.80%				0	0	3,700	41%

05 Partnership Details

Partnership benefits

- ✓ High profit margin due to in-house production of products.
- ✓ No need to purchase products from us.
- ✓ Gain unrestricted pricing flexibility to enhance profit margins.
- ✓ Design your own sales channels freely.
- ✓ Increased ability to respond to repair needs of your company or other companies.

Profit Margin & Partnerships

- **65%** overall profit margin
- **Paint represents 80%** of profit
- **One exclusive partner per country**

Annual Sales & Customer Rates

- **28M yen** from e-commerce in Japan
- **82%** customer repeat rate
- **18%** rate for new customers

Partnership details

- ✓ ***100% of sales revenue go to the partner company.***
- ✓ ***We supply complete recipes for all ingredients.***
- ✓ ***Initial material production training provided; subsequent sessions at your company's expense.***
- ✓ ***We provide all content related to sales promotions.***
- ✓ ***Customizable product label designs and names. (our logo must be included).***
- ✓ ***We provide everything you need for your business operations.***
- ✓ ***Your company can control its own manufacturing and sales processes.***

Provide all promotional materials

Small Concrete Chip Repair with Repair Resin 3:00
59 回視聴・8 か月前

Optimal Grinding Timing for Repair Resin 2:41
76 回視聴・9 か月前

Matching Concrete Colors with C Repair Color 3:08
156 回視聴・9 か月前

Water Test of Paint for Invisible Repair Marks Even in the Rain 3:07
89 回視聴・9 か月前

Easy Concrete Crack Repair with Rubbing Technique
1547 回視聴・9 か月前

Easy Concrete Stain and Efflorescence Color Matching Method

How to use C Repair Color

- 1 Pour the entire admixture contents into the C Repair Color bottle. Close the lid and shake well.
- 2 First, check the color by spraying a small amount. The color becomes darker when spraying in layers on top of one another. Choose a color that is slightly lighter than the surrounding areas.
- 3 When the color does not match, mix with another C Repair Color, or use a Tone Color to make slight adjustments
- 4 Make sure to apply in the following order: Spray thin application→Let dry→Spray thin application Please be sure not to spray too thickly at once. From time to time, use a #600 sandpaper to rub the entire area in order to match the surroundings.

Anti-peeling sheet (skeleton type) 2023/11/01
We repaired the cracked parts due to compression and installed anti-peeling sheets. As for the reason why it broke...
[Read more of this article>](#)

Concrete chip repair2023 /11/01
I repaired the part that was hit by my car. The tires are in contact and the corner is chip ↓ Weak...
[Read more of this article>](#)

How to Repair Areas of Dense Pinholes in Concrete

Individual Pinholes in Concrete

Honeycomb in Concrete Structures?

Concrete Rust and Acid Stains

How to Repair the Surface after Concrete Cross-Section Repair

Exposed concrete, Repair of garage entrance

Retaining wall height adjustment Concrete Repair

with V-Cut Method

Crack rubbing surface in treatment

Construction procedure

- All content on our website
 - 9 types of construction method PDF
 - 41 video data (mp4) for YouTube
 - 5 vertical short video data (mp4) (75 construction examples)
 - 10 types of Cover up image files for IG posts
 - 9 types of How-To image sets, each with 10 images, for IG posts
 - Material instruction manual
 - All other content related to sales promotion
- *All materials are provided in English. Translation into other languages is the partner's responsibility.

Rust and Lye treatment Construction procedure PDF

Pin Holes individual treatment Construction procedure PDF

Treatment of Pin Holes and dense areas Construction procedure

Crack rubbing surface in treatment Construction procedure

V cut processing Construction procedure PDF

Chip treatment using cement-based repair materials Construction procedure PDF

How to add a pattern
Time required 5 minutes Difficulty ★★★★★
How to make a concrete pattern using a Pattern Pat
[Watch the course](#)

How to spray C Repair Color
Time required 5 minutes Difficulty ★★★★★
How to use C Repair Color
[Watch the course](#)

How to make separate hole
Time required 5 minutes Difficulty ★★★★★
How to make a P-con pattern
[Watch the course](#)

How to make formwork joint
Time required 5 minutes Difficulty ★★★★★
How to make formwork joints using Repair Resin
[Watch the course](#)

How to use C Repair Lining
Time required 2 minutes Difficulty ★★★★★

Flattening a large repair surface with a grinder

Flattening a small repair surface with a scraper

How to knead and trowel-coating resin repair material

06 Contact us

Please feel free to contact us if you have any questions about the contract.

We can provide details on sales amount, royalty fees, etc., tailored to your country.

info@con-rep.com

07 Conclusion

Before selling materials, for 20 years, our focus was on civil engineering repairs, including new bridges, tunnels, and dams. The demand for companies specializing in concrete repair like ours has increased. Our specialty in "color matching" addresses the problem of repaired areas becoming conspicuous when wet in the rain. Through extensive research, we've developed a technique for touching up repair marks with a "natural texture" that remains inconspicuous, even when wet.

Limited resources prevent us from visiting all sites. Thus, we began marketing repair materials to enable construction companies to address minor defects themselves.

Desiring to serve global customers, we started selling these products overseas. However, due to issues like shipping costs, export regulations, and transportation times, providing them efficiently has become challenging.

Therefore, we are seeking partners who can license sales in various countries. Contact us to join in building a brighter future for all involved in concrete construction.

We hope that all construction workers involved in concrete can build a good future together with us.

